

Semi-Automatic Stretch Wrapper

ROTOTECH 708 CW

SEMI AUTOMATIC STRETCH WRAPPER




The Heavy Duty Cut, Clamp and Weld System can save you an average of 30 seconds of labor per load. For the average customer, this translates to \$60,000 in labor savings!

CUBE TECHNOLOGY WILL REDUCE YOUR FILM USAGE BY 30% TO 55%, IMPROVE YOUR LOADCONTAINMENT AND REDUCE POTENTIAL PRODUCT DAMAGE.

PVS ROLL CARRIAGE EMPLOYS A DUAL MOTOR PRE-STRETCH SYSTEM THAT PROVIDES THE ABILITY TO PRE-STRETCH FILM FROM 150% UP TO 400% USING TWO INDEPENDENT, VARIABLE AC MOTORS.

THE INTUITIVE ICON-DRIVEN TOUCHSCREEN MAKES IT EASY TO SET UP THE CORRECT PARAMETERS FOR WRAPPING EACH OF YOUR LOADS. YOU CONTROL CONTAINMENT FORCE, ROTATION SPEED, ROPING AND BANDING AT NINE (9) LEVELS ON EACH LOAD.



West Coast Supplies
Innovative Packaging Solutions

PERFORMANCE FEATURES:

HORIZONTAL ROTATING EXTENDABLE ARM

First adjustable rotating arm machine. Adjust length of rotating arm to wrap products with maximum dimensions 55"x 55". Reduce by adjusting minimum length to wrap products only 16" x 16".



COLOR TOUCH SCREEN

The control panel has been newly designed, adopting it to a touch screen. Thanks to the large 7" color touch screen this new panel allows you to create programs simply and immediately. It is supplied with more memory to record up to 12 different programs (6+6 with Multilevel Control).




AUTOMATIC FILM CUT,CLAMP AND WELDINGSYSTEM (CW)

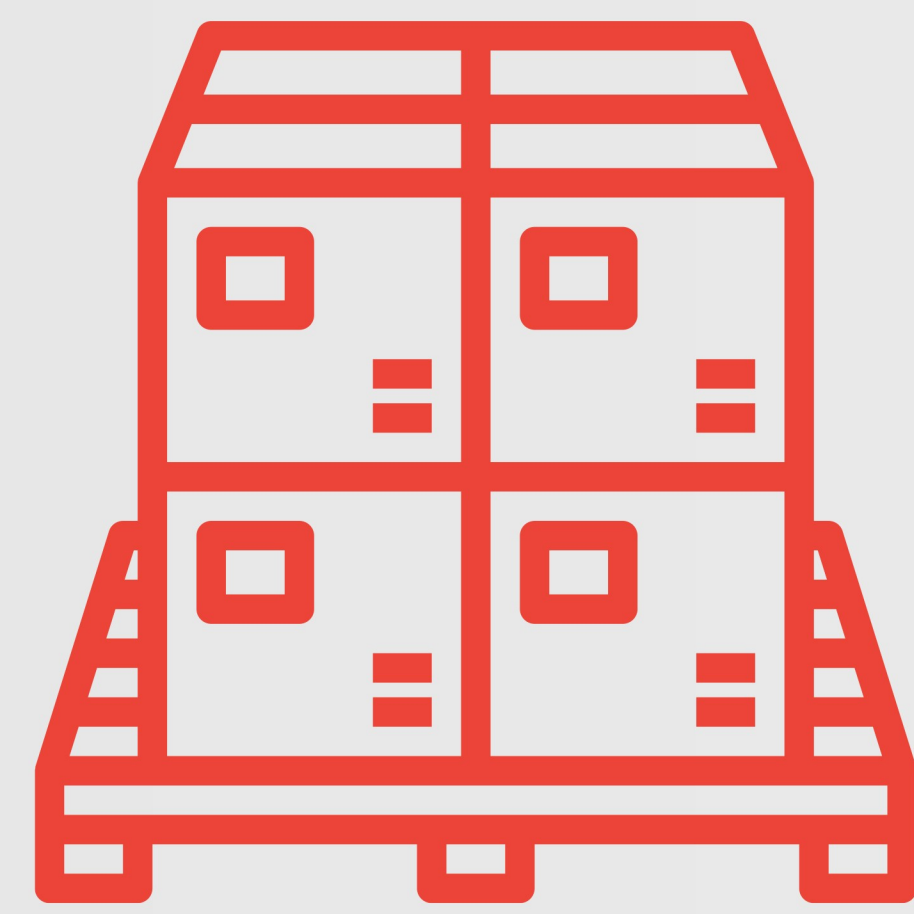
Ensure a perfect adherence of the film to the load for better containment with the cut, clamp and welding system (CW). The new aluminum clamp controlled by a pneumatic cylinder holds the film clearly and without slippage during cutting.



ROTOTECH 708 CW SPEC SHEET



West Coast Supplies
Innovative Packaging Solutions




Load Capacity:

- Maximum Load
- Dimensions:
55" W x 55" L x 78" H
- Maximum Load Weight:
Unlimited



Film Delivery System

- Power Variable Stretch 150 – 400%
- Containment Force: Load Cell
- Film Carriage Motor: 1/3 HP VAC
- Height Sensing: Automatic photo eye
- Film threading: patented S-Pattern
- Corner Compensation: Load Cell
- Standard Film Width – 20" (30" option)



Performance Criteria

- Production Speed:
Up to 35 LPH
- Wrap Arm Speed:
12 RPM
- Rotary Arm Drive:
1 HP VAC



Utility Requirements

- Voltage: 115V, 20 AMP, 60 Hz, 1 PH
- Air: 90 PSI



Safety Features

- Safety Bumper Warning Light
- Safety Alarm
- CE Compliant, UL, CUL



2750 Mercantile Drive, Suite 100

Rancho Cordova, CA 95742

Phone 916-852-6675 Fax 916-852-6676

Toll Free Phone 800-466-6675 Toll Free Fax 888-852-6676

www.westcoastsupplies.com